

Premium optics for every day performance



ZEISS Slit Lamps

zeiss.com/slitlamps

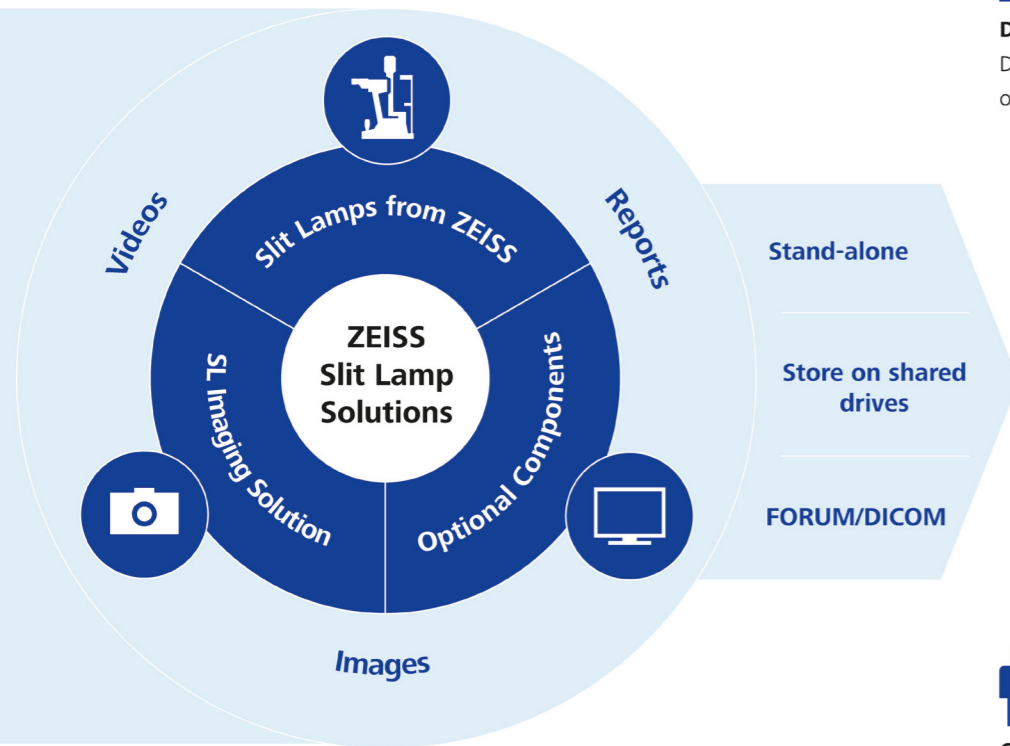


Seeing beyond

More than 100 years of slit lamp excellence

Slit Lamp Solutions from ZEISS

ZEISS as the pioneer of scientific optics developed the first slit lamp back in 1911 together with the Swedish ophthalmologist and Nobel laureate Allvar Gullstrand. With our passion for excellence, since then, we have worked closely with leading ophthalmologists to further advance this unique eye examination instrument. Slit Lamps from ZEISS are designed to fulfill the demands of extensive daily operation. Each one is subject to a series of stringent quality controls before leaving the factory. The result? Premium imaging quality and reliability – made by ZEISS.



Document
Document the status of the eye.



Education
Explain conditions to patients for better understanding.



Teaching
Explain condition and treatment to students.



Community
Share your findings with colleagues or with the community.



A solution that completes your setup

Delivering proven quality for reliable performance every day, Slit Lamps from ZEISS combine premium optics with superb mechanical performance and versatility. Excellent ergonomics, simple handling and easy upgradeability have made them mainstays in practices around the world.

The optional ZEISS SL Imaging Solution takes your everyday slit lamp exams to the next level by adding the integration of high-quality image and video capture to exam reports, offering you the ability to document cases as well as patient

education, teaching and publishing. In addition, with a frame rate of up to 40 fps, broadcasting in real time without the worry of latency or lag is now possible with LiveView, enabling true-to-life color imaging. This all-round imaging solution features a modular concept, giving you the option to add slit lamp imaging seamlessly into your workflow on a preferential basis.

Premium optics and superb mechanical performance

Slit Lamps from ZEISS

NEW



ZEISS SL 800

ZEISS SL 130

ZEISS SL 220

ZEISS SL 120

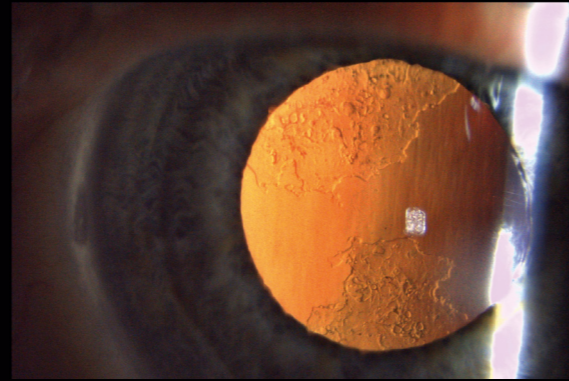
ZEISS SL 115 Classic

Recommended for	Surgeons, Specialists, Research/Teaching, General Ophthalmologists	Surgeons, Specialists, Research/Teaching, General Ophthalmologists	General Ophthalmologists, Optometrists	General Ophthalmologists, Optometrists	Opticians
Design	Tower	Integrated	Tower	Integrated	Integrated
Slit illumination	VarioLight (LED & Halogen)	Halogen	LED	Halogen	Halogen
Filter	Blue, Halogen, Green (red-free), Red, Diffusor, Yellow (optional)	Blue, Green (red-free), Grey, Diffusor, Yellow (optional)	Blue, Yellow, Green (red-free), Grey, Red, Diffusor	Blue, Green (red-free), Diffusor, Yellow (optional)	Blue, Yellow, Green (red-free), Red, Diffusor
Magnification	6/10/16/25/40x with 10x eyepiece AutoView (electronic magnif. changer)	5/8/12/20/32x with 10x eyepiece 6/10/16/25/40x with 12.5x eyepiece	10/16/25x with 12.5 eyepiece 6/10/16/25/40x with 12.5x eyepiece	5/8/12/20/32x with 10x eyepiece 6/10/26/25/40x with 12.5x eyepiece	8/12/20x with 10x eyepiece
Optional components					
SL Imaging Solution	✓	✓	✓	✓	✓
Applanation tonometer	✓	✓	✓	✓	✓
Focusing rod	✓	✓	✓	✓	✓
Widefield illumination	✓	✓	✓	✓	✓

Seamless image and data capture for ZEISS Slit Lamps

ZEISS SL Imaging Solution

The smooth integration of camera and slit lamp allows to capture images and videos with clarity, magnifying tiny details. The workflow-optimized software design of the SL Imaging Solution allows for both the actual exam and documentation to take place in parallel. Complete your setup with optional components like the SL Workstation (Panel PC with pre-installed software) and widefield illumination available from ZEISS for a comfortable practice integration.




True-to-life-color: Capture as seen through the slit lamp. Posterior capsule opacification.

- High-definition image and video capture: 18 megapixel camera for up to 18 MP resolution (4,912 x 3,680 pixels)
- Workflow-optimized software design
- Capture images while simultaneously recording a video
- Broadcast in real time without the worry of latency or lag at 40 frames per second
- Compare recordings with the Flicker feature



Dark Theme: In combination with the illumination of the panel PC, working in a dark environment is convenient.

Faint corneal scars at high magnification after LASIK therapy.



**New
Imaging Solution
for Slit Lamps
from ZEISS¹**



Digital documentation

One-click data export makes it convenient to add reports, images, and videos to the digital patient record, streamlining your daily workflow. Share records with patients and publications, with students for education, or with the ophthalmology community for academics or to facilitate second opinions.

- Individual report layouts
- Auto-fill reports with images, including a direct comment function
- Export to ZEISS FORUM® an DICOM systems
- JPEG and MP4 export to hard drive

¹Available for ZEISS SL 800, ZEISS SL 130, ZEISS SL 220, ZEISS SL 120, ZEISS SL 115 Classic

Reduce chair time through optimized design

ZEISS SL 800 & ZEISS SL Imaging Solution

Innovative operator concept for an enhanced focus on your patients

With perfectly balanced ZEISS optics, extensive illumination options and a user-friendly operator concept directly at your fingertips, the SL 800 from ZEISS reveals details for diagnosis and optimizes your workflow. Furthermore, the modularity and the wide range of optional components and accessories adapt to your individual needs whenever necessary. In short the SL 800, the next generation of Slit Lamps from ZEISS, delivers proven performance in a modern design.

- **TrueView optics:** Apochromatic optimization greatly reduces chromatic and spherical aberrations in favor of visualizing structural details.
- **AutoView:** Convex and concave shaped buttons next to the joystick for easily changing magnification.
- **Joystick trigger:** Capture live exam images with the simple click of a button (optional).
- Capture images while **simultaneously recording** a video
- **Automatic detection** of the eye position (laterally).
- **Auto-fill reports** with images, including a direct comment function.



Modern design: ZEISS SL 800 & ZEISS SL Workstation



ZEISS SL 800 is optimized for one hand operation, it is equipped with AutoView, a motorized two-button mechanism for changing magnification right next to the joystick, and an electronic QuickStop brake.

	ZEISS SL 800 & ZEISS SL Imaging Solution	Other Slit Lamp Solution
Optical system	Apochromatic (TrueView optics)	Chromatic
Slit illumination	LED and Halogen (VarioLight)	Halogen or LED
Magnification changer	Electric (AutoView) and mechanical	Mechanical only
Brake	Electronic brake (QuickStop)	Mechanical brake
Sensor size of camera	18 megapixel	5 megapixel
Frames per second at 5 megapixels	40 fps (LiveView)	5 fps
Image trigger	Joystick, keyboard or computer mouse	Footswitch, keyboard or computer mouse

"I have used many slit lamps throughout my career and the ZEISS SL 800 is the best slit lamp I've ever experienced. Thanks to its excellent optics, I can easily see details which are usually very difficult to see. The innovative AutoView control and QuickStop brake can be controlled with a single touch which makes routine tasks much more efficient."

*Dr. Mansoor Al Shammari (MD), Kuwait City
about the ZEISS SL 800*



Carl Zeiss Meditec AG
Goeschwitzer Strasse 51-52
07745 Jena
Germany
www.zeiss.com/slitlamps
www.zeiss.com/med/contacts

EN_33_012_00071 Printed in Germany CZ-X/2020
Printed in Germany CZ-X/2020 International edition: Only for sale in selected countries.
The contents of the brochure may differ from the current status of approval of the product or service offering in your country. Please contact our regional representatives for more information. Subject to changes in design and scope of delivery and due to ongoing technical development.
© Carl Zeiss Meditec AG, 2020. All rights reserved.